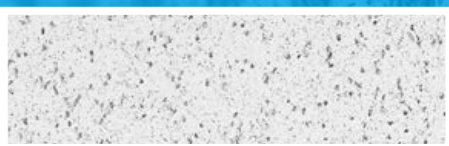




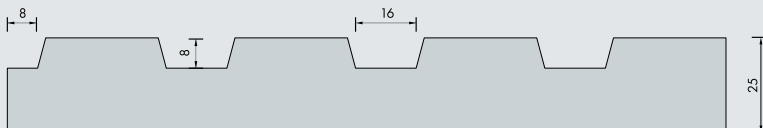



















HERADESIGN® Creative effect

HERADESIGN® Creative effect is a single layer magnesite bonded wood wool acoustic ceiling and wall panel.

- Flexible and innovative design solution with up to 18 patterns to choose from
- Available with a HERADESIGN® Superfine, Micro or Plano surface
- Excellent sound absorption performance with HERADESIGN® Superfine




		HERADESIGN® Superfine	HERADESIGN® Micro	HERADESIGN® Plano		
Surface						
Edge details						
Thickness		25mm				
Dimensions		1200 x 600mm				
System		Screw-fix on wooden battens - System B2.1 Screw-fix on CD channels - System B2.2				
Weight		12.6 - 15.0 kg/m²				
Fire reaction		Euroclass B-s1,d0 as per EN 13501-1				
Sound absorption		HERADESIGN® Superfine: α_w up to 1.00 / NRC up to 1.00 HERADESIGN® Micro: α_w up to 0.60 / NRC up to 0.60				
Thermal conductivity		HERADESIGN® Superfine: $\lambda = 0.09$ W/mK as per EN 12667 HERADESIGN® Micro, Plano: $\lambda = 0.10$ W/mK as per EN 12667				
Humidity resistance		Suitable for rooms with a constant humidity of up to 90%. For applications where there is a constant relative air humidity in excess of 80%, expert advice for building physics is recommended.				
Cleanability						
Sustainability						
Areas of application		A decorative and acoustically effective suspended ceiling and wall panel for use in interior spaces.				
Installation		The installation of HERADESIGN® acoustic panels should take place during the last phase of the job, and in temperature and humidity controlled conditions. All building activities which create dust must be completed before the start of installation. Store the panels flat and protect against moisture and dirt. The packaging does not protect the products against rain. HERADESIGN® products should be installed in strict accordance with Knauf Ceiling Solutions installation and storage guidelines.				
Special information		<ul style="list-style-type: none">Manufacturing tolerances in nominal dimensions: L4, W2, T2: ± 1 mm, for lengths > 1250mm L4: ± 2mmMaximum changes in dimension in standard climate 23°C/50% relative humidity: ± 1%				
Colours		White similar to RAL 9010	Beige Natural tone 13	Pastel colours	Solid colours	Special colours
						
		<ul style="list-style-type: none">The unique and natural structure of HERADESIGN® wood wool makes it an ideal solution for projects requiring creative colour schemes. Choose from an almost unlimited range of popular RAL and NCS colour systems.Deviations in colour and visual appearance may occur due to the rough fibre and panel surface.The colour application in the milled cut-outs may differ from the colour application on the surface of the panel.				
						

PRODUCT RANGE


Groove-H: HERADESIGN® Superfine, Micro, Plano



Groove-V: HERADESIGN® Superfine, Micro, Plano



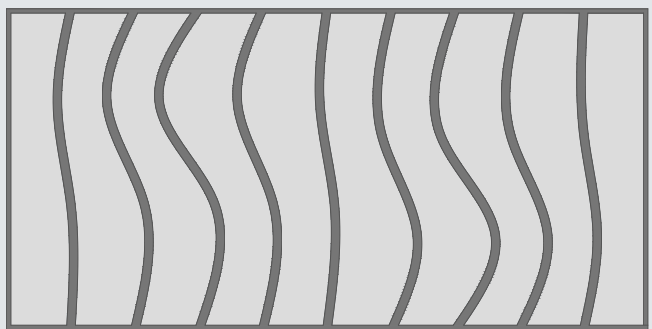
Zig Zag: HERADESIGN® Micro, Plano




Mikado: HERADESIGN® Superfine, Micro, Plano




Wave-V: HERADESIGN® Micro, Plano




Wave-H: HERADESIGN® Micro, Plano



Bubbles: HERADESIGN® Micro, Plano




Turtle: HERADESIGN® Micro, Plano




PRODUCT APPLICATION


Groove-H



Groove-V




Zig Zag




Mikado




Wave-V



Wave-H



Bubbles



Turtle

